



Features

- MiniOS7 Inside
- C Language Programming
- TCP/IP Library
- Modbus Library
- Various Storage Media
 - 512 KB Flash
 - 16 KB EEPROM
 - microSD
 - 1 MB NVRAM
 - 64 MB NAND Flash Disk
 - 512 KB Battery Backup SRAM
- Various Communication Interfaces
 - 10/100 Base-TX Ethernet
 - RS-232/485
- 64-bit Hardware Serial Number
- I/O Expansion Bus
- Redundant Power Inputs
- PoE (Power over Ethernet)
- Operating Temperature: -25 ~ +75 °C



Introduction

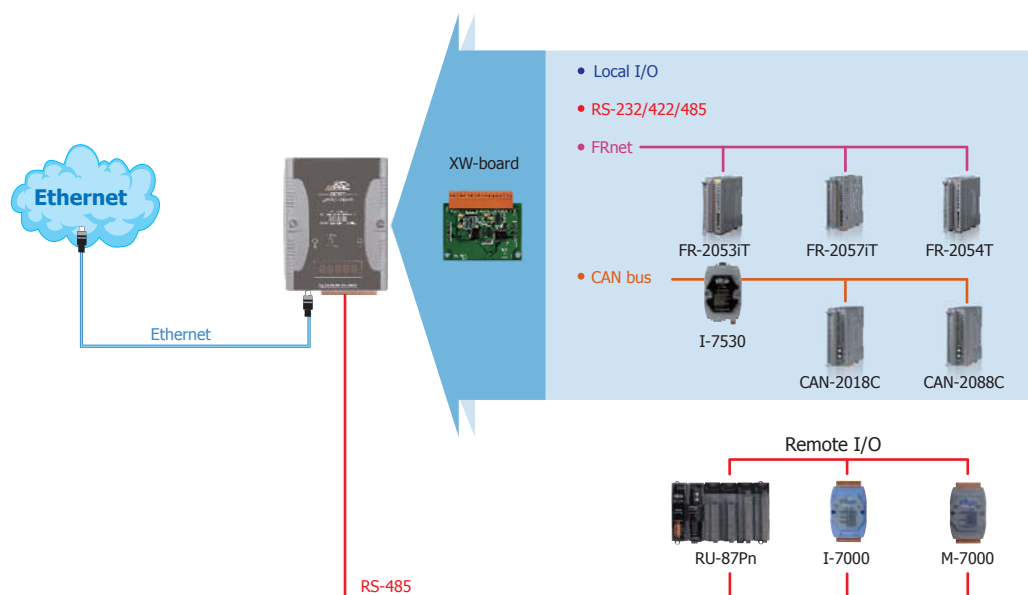
The μPAC-5000 series is a palm-size programmable automation controller. It has a 80186 CPU, SRAM, Flash, Ethernet port, RS-232 and RS-485 port. With a DOS-like OS (MiniOS7) and a developed firmware running inside, it can act like a small PC.

ICP DAS provides easy-to-use software development tool kits (Xserver, MiniOS7 framework, VxComm, Modbus libraries). Users can use them to easily integrate serial devices to have Ethernet/Internet communication ability and through the standard Modbus protocol to communicate with SCADA software (Indusoft, ISaGARF, DasyLab, Trace Mode, Citect, iFix, etc.).

For hardware expansion, it also supports an I/O expansion bus. The I/O expansion bus can be used to implement various I/O functions such as D/I, D/O, A/D, D/A, Timer/Counter, UART, and other I/O functions. Nearly all kinds of I/O functions can be implemented by this bus. But the bus can support only one board. There are more than 10 boards available for μPAC-5000 series, you can choose one of them to expand hardware features.

Applications

Rich I/O Expansion Ability



Specifications

3

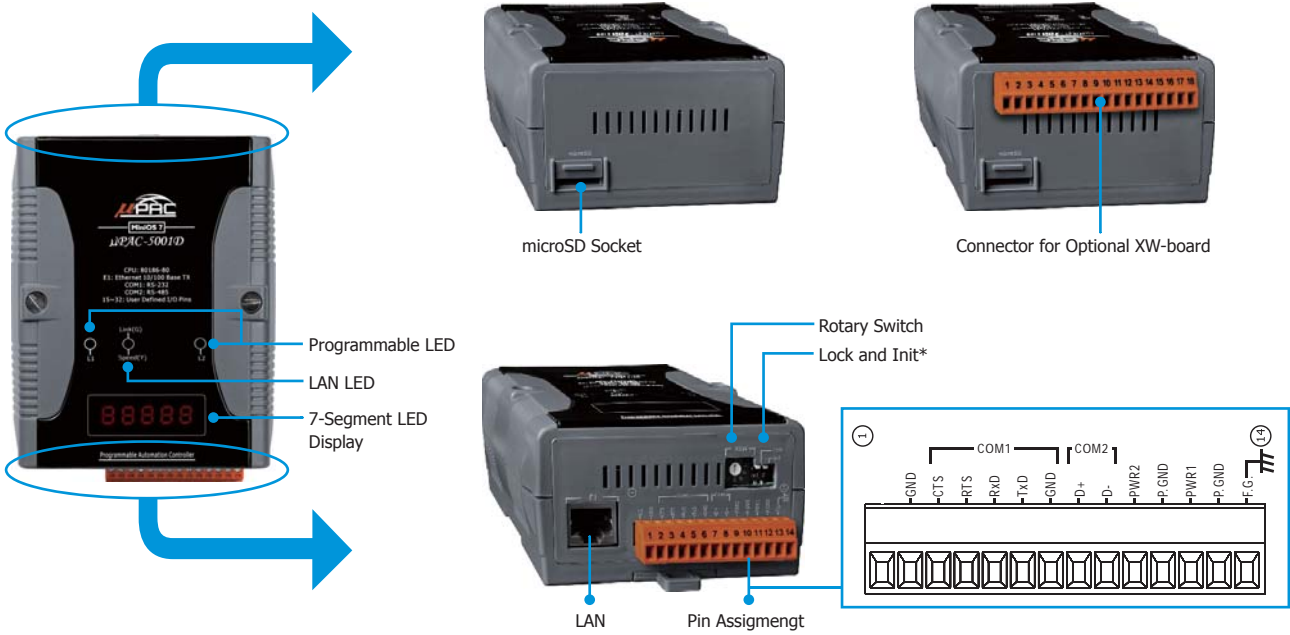
5000 Series μPAC

1

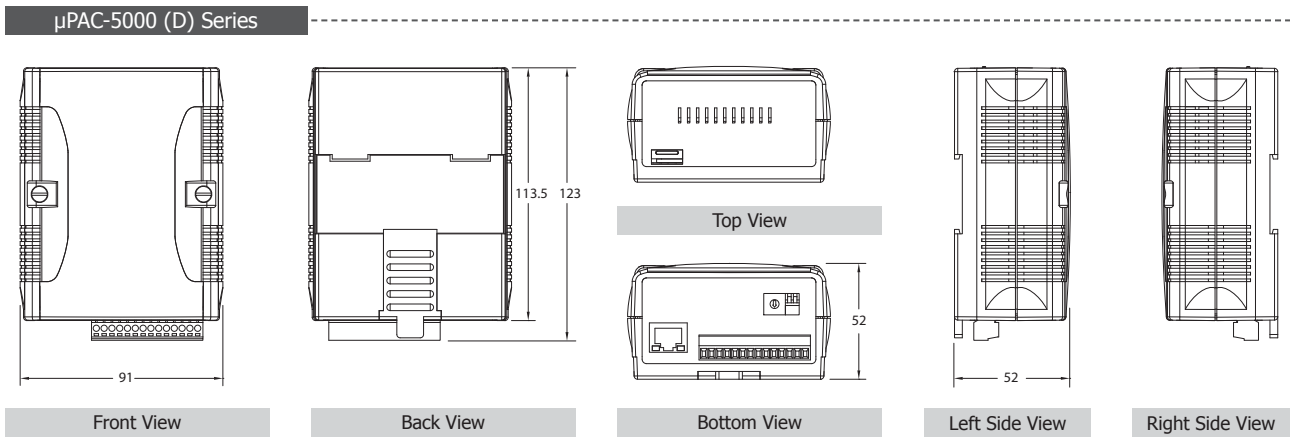
μPAC-5000 Series

Models	Regular version	μPAC-5001 (D)	μPAC-5001-FD (D)	μPAC-5002 (D)	μPAC-5002-FD (D)	μPAC-5002-NV (D)	μPAC-5002-SM (D)
	PoE version	μPAC-5001P (D)	μPAC-5001P-FD (D)	μPAC-5002P (D)	μPAC-5002P-FD (D)	μPAC-5002P-NV (D)	μPAC-5002P-SM (D)
System Software							
OS	MiniOS7 (DOS-like embedded operating system)						
Program Download Interface	RS-232 (COM1) or Ethernet						
Programming Language	C language						
Compilers to create.exe Files	TC++ 1.01 (Freeware) TC 2.01 (Freeware) BC++3.1 ~ 5.2x MSC 6.0 MSVC++ (before version 1.5.2)						
CPU Module							
CPU	80186 or compatible (16-bit and 80 MHz)						
SRAM	512 KB			768 KB			
Flash	512 KB; Erase unit is one sector (64 K bytes); 100,000 erase/write cycles						
microSD Expansion	Yes, can support 1 or 2 GB microSD						
64 MB NAND Flash Disk	-	Yes	-	Yes	-	-	-
1 MB NVRAM	-	-	-	-	-	Yes	-
512 KB Battery Backup SRAM	-	-	-	-	-	-	Yes
EEPROM	16 KB						
NVRAM	31 Bytes (battery backup, data valid up to 5 year)						
RTC (Real Time Clock)	RTC Provide seconds, minutes, hours, date of week/month; month and year, valid from 1980 to 2079						
64-bit Hardware Serial Number	Yes						
Watchdog Timers	Yes (0.8 second)						
Communication Ports							
Ethernet	RJ-45 x 1, 10/100 Base-TX (Auto-negotiating, Auto MDI/MDI-X, LED indicators)						
COM 1	RS-232 (TxD, RxD, RTS, CTS, GND), non-isolated, Speed: 115200 bps max.						
COM 2	RS-485 (D2+, D2-), self-tuner ASIC inside, non-isolated, Speed: 115200 bps max.						
LED Indicator							
Programmable LED Indicators	2						
LED Display	5-digit 7-segment LED display for (D) versions						
Hardware Expansion							
I/O Expansion Bus	Yes						
Mechanical							
Dimensions (W x H x D)	91 mm x 123 mm x 52 mm						
Installation	DIN-Rail						
Environmental							
Operating Temperature	-25 ~ +75 °C						
Storage Temperature	-30 ~ +80 °C						
Ambient Relative Humidity	10 ~ 90% RH (non-condensing)						
Power							
Protection	Power reverse polarity protection						
Frame Ground	Yes (for ESD Protection)						
Input Range	+12 ~ +48 V _{DC}						
Isolation	-						
Redundant Power Inputs	Yes						
Power over Ethernet (PoE)	Regular version	-					
	PoE version	IEEE 802.3af Class 1					
Power Consumption	2 W; 2.5 W for (D) version						

Appearance



Dimensions (Unit: mm)



Ordering Information

Models						Description
μPAC-5001 (D)	μPAC-5001-FD (D)	μPAC-5002 (D)	μPAC-5002-FD (D)	μPAC-5002-NV (D)	μPAC-5002-SM (D)	MiniOS7 based Ethernet μPAC
μPAC-5001P (D)	μPAC-5001P-FD (D)	μPAC-5002P (D)	μPAC-5002P-FD (D)	μPAC-5002P-NV (D)	μPAC-5002P-SM (D)	MiniOS7 based PoE μPAC

Note: (D) means with 7-Segment LED Display.

Option Accessories for Regular Version

NS-205 CR	Unmanaged 5-Port Industrial Ethernet Switch
MDR-20-24	24V/1A, 24W Power Supply with DIN-Rail Mounting
DIN-KA52F	24V/1.04A, 25W Power Supply with DIN-Rail Mounting
3LMSD-2000	2 GB microSD card

Option Accessories for PoE Version

NS-205PSE CR	Industrial 5-Port PoE Ethernet Switch
NS-208PSE CR	Industrial 8-port 10/100Mbps Ethernet with 8-port PoE Switch
NS-208PSE-4 CR	Industrial 8-port 10/100Mbps Ethernet with 4-port PoE Switch
NS-205PSE-24V CR	Industrial 5-port 10/100Mbps Ethernet with 4-port PoE Switch; 24 V _{DC} Input
MDR-60-48	48 V/1.25 A, 60 W Power Supply with DIN-Rail Mounting
DIN-KA52F-48	48 V/0.52 A, 25 W Power Supply with DIN-Rail Mounting