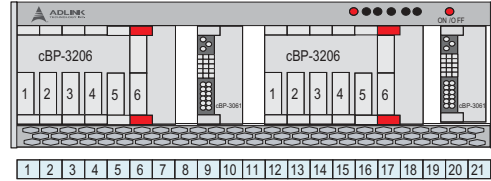


# cPCIS-2642 Series

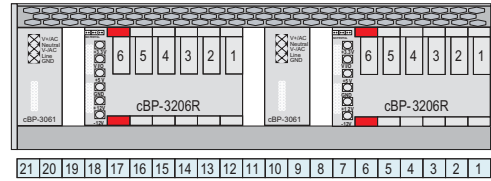
Dual 3U CompactPCI® Sub-system with CompactPCI® Power Modules



cPCIS-2642R Inside Front View



cPCIS-2642R Inside Rear View



## Features

- Dual 3U CompactPCI® Systems, each with five peripheral card slots and one system slot
- 1/1 hot swappable 250 W CompactPCI® Power supplies
- Temperature, voltage, and fan monitoring LEDs
- Supports current sharing on +5 V, +3.3 V, and +12 V
- PICMG® 2.11 47-pin power interface
- Hot-swappable cooling fans & filter
- Supports rear I/O backplane with P2 Connectors (cPCIS-2642R)

## Ordering Information

Model Name	Segment	System	Peripheral	Rear	Alarm Module	PSU Module	PSU MAX	PICMG®
cPCIS-2642	2	1/1	5/5	N/A	Yes	1/1	250 W	2.0, 2.1, 2.11
cPCIS-2642R	2	1/1	5/5	5/5	Yes	1/1	250 W	2.0, 2.1, 2.11

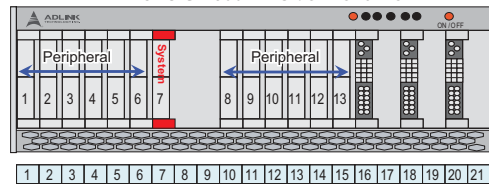
Note: EMC blank panels (cPCI-Panel-Kit-3U1S) are optional. All models above do not include any system or peripheral boards.

# cPCIS-2633 Series

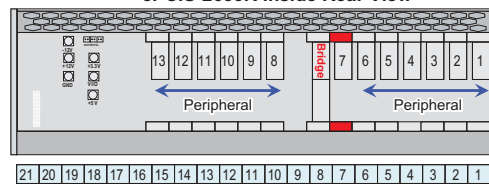
3U CompactPCI® Sub-system with 13-slot Backplane, 2 + 1 CompactPCI® Redundant Power Modules



cPCIS-2633R Inside Front View



cPCIS-2633R Inside Rear View



## Features

- 3U CompactPCI® backplane with 12 peripheral card slots and one system slot
- 2 + 1 hot swappable 500 W + 250 W CompactPCI® Power supply (each with 250 W redundant power supply)
- Temperature, voltage, and fan monitoring LEDs
- Supports current sharing on +5V, +3.3V, and +12V
- PICMG® 2.11 47-pin power interface.
- Hot-swappable cooling fans & filter
- Supports rear I/O backplane with P2 Connectors (cPCIS-2633R)

## Ordering Information

Model Name	System	Peripheral	Rear	Alarm Module	PSU Module	PSU MAX	PICMG®
cPCIS-2633	1	12	N/A	Yes	3	750 W (2 + 1)	2.0, 2.1, 2.11
cPCIS-2633R	1	12	12	Yes	3	750 W (2 + 1)	2.0, 2.1, 2.11

Note: 1. EMC blank panels (cPCI-Panel-Kit-3U1S) are optional. All models above do not include any system or peripheral boards.  
 2. One cPCI® segment, removable PCI® to PCI bridge card for bus extension, system slot in the middle.