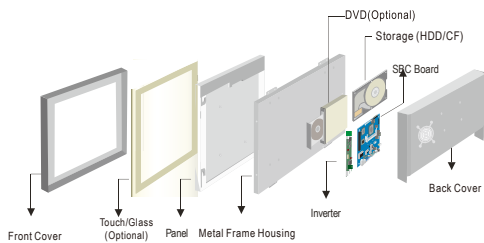


W24IK7T-PMA2 23.8" Panel PC (Intel 6th Generation Core i3/i5/i7 Processor)

Mechanical Design



Chassis



Mechanical design

Features:

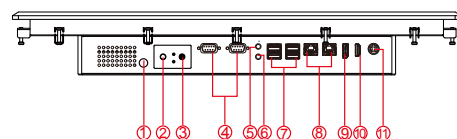
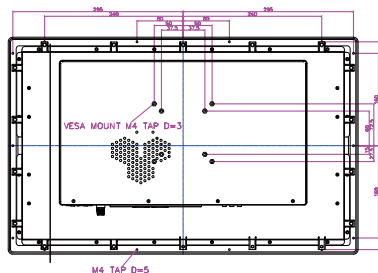
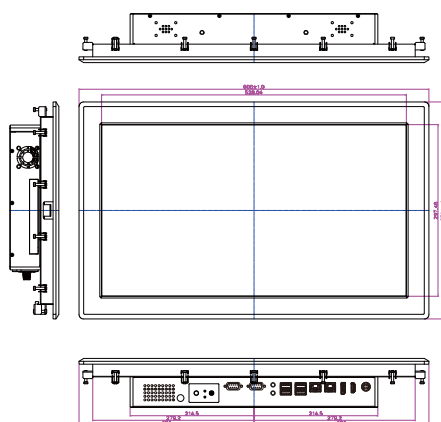
- 23.8" 1920 x 1080 Resolution
- Intel 6th Generation Core i3/i5/i7 processor (Skylake)
- Flexible storage devices, one 2.5-inch HDD and one SSD socket
- Multiple I/Os, Two Serial Ports and Four USB 3.0 Ports
- 12V DC Power input
- DP Support 4096x2304@60Hz
- HDMI Support 2560x1600@60Hz

Dimensions

TOP VIEW

SIDE VIEW

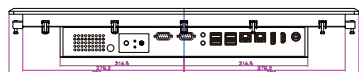
BACK VIEW



- | | |
|-------------------------------|-----------------------------------|
| 1. Brightness Adjustment Knob | 7. 2 x USB3.0 |
| 2. Power On Button | 8. 2 x RJ45-45 (10/100/1000 Mbps) |
| 3. Power Rest Button | 9. DP1.2 |
| 4. RS232/422/485 | 10. HDMI 1.4 |
| 5. Mic In | 11. 12V DC in |
| 6. Lin Out | |

Fully Integrated I/O

BOTTOM VIEW



- * Measurements shown in mm
- * All Dimensions are ±
- * Note: this is a simplified drawing and some components are not marked in detail. Please contact our sales representative if you need further product information.

Specifications

System

- Processor : Intel® Core™ i7-6700TE Processor, 2.40 GHz
Intel® Core™ i5-6500TE Processor, 2.30 GHz
Intel® Core™ i3-6100TE Processor, 2.70 GHz
- System Chipset : Intel® 8series Chipset(Q170)
- System Memory : 2 x SODIMM, max.32GB DDR4 2133 MHz, default 4GB
- Storage : 1 x M.2 SSD
1 x 2.5" 500GB HDD (default)
- LAN : Intel® Ethernet Controller I211-AT + Intel® Gigabit Ethernet PHY I219-LM
- Audio Codec : Realtek ALC283 HD Audio Codec

Input / Output

- Serial Port : 2 x RS232/422/485(default RS232)
- Ethernet : 2 x RJ45-10/100/1000 Mbps
- USB Port : 4 x USB 3.0
- DP Port : 1 x DP 1.2
- HDMI Port : 1 x HDMI 1.4
- Audio : Line out , Mic in

Expansion Slot

- 2 x M.2 (1 for WiFi, 1 for SSD), 1 x PCIe x16

*Customized housing required if you need to have the PCI expansion

Panel Spec :

- Size/Type : 23.8" TFT
- Resolutions : 1920x1080
- Brightness : 250 cd/m² (typ.)
- Contrast Ratio : 3000:1 (typ.)
- Viewing Angles : -89~89 (H) ; -89~89 (V)
- Max Colors : 16.7M (8bits/colors)

Environment Considerations

- Operating Temperature : 0 °C to 50 °C
- Operating Humidity : 10% to 90% (non condensing)

Security Support

- Trusted Platform Module (TPM 1.2)

Order Options :

Mechanical : Open Frame	Storage : 2.5" HDD/ M.2 SSD
Panel Mount	RAM : SODIMM DDR3L
IP65	OS : Windows 10 IoT Enterprise
Touch : 5-Wires Resistive(Default)	Windows 8.1 Industry Pro
AR Glass(Optional)	Windows 7 Embedded
(Customized housing required if you have the demand of SAW/IR/IT/SC touch)	DVD : Yes (Optional)

Power Specifications :

- Power Input : 12V DC IN
- Power Consumption : 93W (typ.)



Note: All Specifications are subject to change without prior notice!

Revised Date:05-Dec-2017 V1.0